

UN-AUDITED BALANCE SHEET


AS AT JUNE 30, 2015

PARTICULARS

	AMOUNT IN TAKA 30.06.2015	AMOUNT IN TAKA 31.12.2014
CAPITAL & LIABILITIES:		
Share Capital	431,101,440	431,101,440
Revaluation Reserve	463,261,476	463,261,476
Share Premium	356,686,881	356,686,881
Reserve or Contingency and Fund	328,748,156	269,299,438
Current Liabilities & Provisions	448,358,796	457,932,536
Total	2,028,156,749	1,978,281,771

PROPERTY & ASSETS:

Investment	611,214,772	602,290,802
Bank Deposit, Receivables & Other Accounts	1,166,758,551	1,124,397,247
Fixed Assets	250,183,426	251,593,722
Total	2,028,156,749	1,978,281,771



Md.Habib Jamal, FCA
Company Secretary



Mohammad Haroon Patwary
Chief Executive Officer

UN-AUDITED INCOME STATEMENT

FOR THE HALF YEAR ENDED JUNE 30, 2015


INCOME:

	1 Jan to 30-Jun-15	1 Jan to 30-Jun-14	1 Apr to 30-Jun-15	1 Apr to 30-Jun-14
Premium Income less Re Insurance	106,500,174	90,093,786	47,693,913	37,248,505
Re-Insurance Commission	16,382,233	15,856,122	6,637,545	6,719,410
Investment & Other Income	50,211,898	52,862,522	16,760,528	21,647,500
Un-expired Risk Adjustment	343,764	2,007,243	2,319,759	3,813,641
Total (A)	173,438,069	160,819,672	73,411,745	69,429,055

EXPENDITURE:

Claim Paid & Due	22,632,218	17,542,800	9,986,438	7,625,981
Commission & Expenses	67,357,133	69,092,994	32,799,016	38,412,301
Total (B)	89,989,351	86,635,794	42,785,454	46,038,282

Net Profit Before Tax (A-B)	83,448,718	74,183,878	30,626,291	23,390,773
Less: Provision for Taxation	24,000,000	22,100,000	9,000,000	8,100,000
Net Profit After Tax	59,448,718	52,083,878	21,626,291	15,290,773
Earning Per Share	1.38	1.21	0.50	0.35



Md.Habib Jamal, FCA
Company Secretary



Mohammad Haroon Patwary
Chief Executive Officer

CASH FLOW STATEMENT

FOR THE HALF YEAR ENDED ON JUNE 30, 2015


SL. Particulars

	AMOUNT 30.06.2015	AMOUNT 30.06.2014
A. Cash Flow from Operating Activities		
Turnover against Insurance Business	217,256,373	189,472,128
Turnover against Investment & Other Sources	55,951,568	59,655,783
Business Cost, Expenses, Advance & Others	(190,573,937)	(177,509,081)
Income Tax	(30,000,000)	(30,900,000)
Net Cash Flow from Operating Activities - A	52,634,004	40,638,830
B. Cash Flow from Investing Activities		
Investment in Shares & Others	(5,243,742)	(4,997,145)
Purchase of Fixed Assets	(866,763)	(495,924)
Net Cash Flow from Investing Activities - B	(6,110,505)	(5,493,069)
C. Cash Flow from Financing Activities		
Net Cash Flow from Financial Activities - C		
Increase/Decrease in Cash & Cash Equivalents (A+B+C)	46,523,499	35,145,761
Opening Cash in hand & Bank Balances	1,021,615,341	937,757,915
Closing Cash in hand & Bank Balances	1,068,138,840	972,903,676


Statement of Changes in Equity

As at June 30, 2015

Particulars	Share Capital	Retained Earnings	Reserve & Fund	Share Premium	Revaluation Reserve	Proposed Dividend	Total
Addition of Reserve & Fund		59,448,718					59,448,718
Balance as at June 30, 2015	431,101,440	60,404,942	182,122,926	356,686,881	463,261,476	86,220,288	1,579,797,953
Balance as at June 30, 2014	431,101,440	52,326,636	140,562,904	356,686,881	463,261,476	86,220,288	1,550,159,625



Md.Habib Jamal, FCA
Company Secretary



Mohammad Haroon Patwary
Chief Executive Officer



EASTERN INSURANCE CO. LTD.
(The Spirit of Comprehensive Security)



EASTERN INSURANCE CO. LTD.
(The Spirit of Comprehensive Security)



EASTERN INSURANCE CO. LTD.
(The Spirit of Comprehensive Security)